

+

Conference Attendee's Guide

In-Person + Virtual

May 1–2, 2024

FRONTIERS
IN PEDIATRIC
GENOMIC
MEDICINE
CONFERENCE



Rady
Children's
Institute
Genomic Medicine®



+

Scripps Seaside Forum

8610 Kennel Way, La Jolla, Ca 92037



FRONTIERS
IN PEDIATRIC
GENOMIC
MEDICINE
CONFERENCE

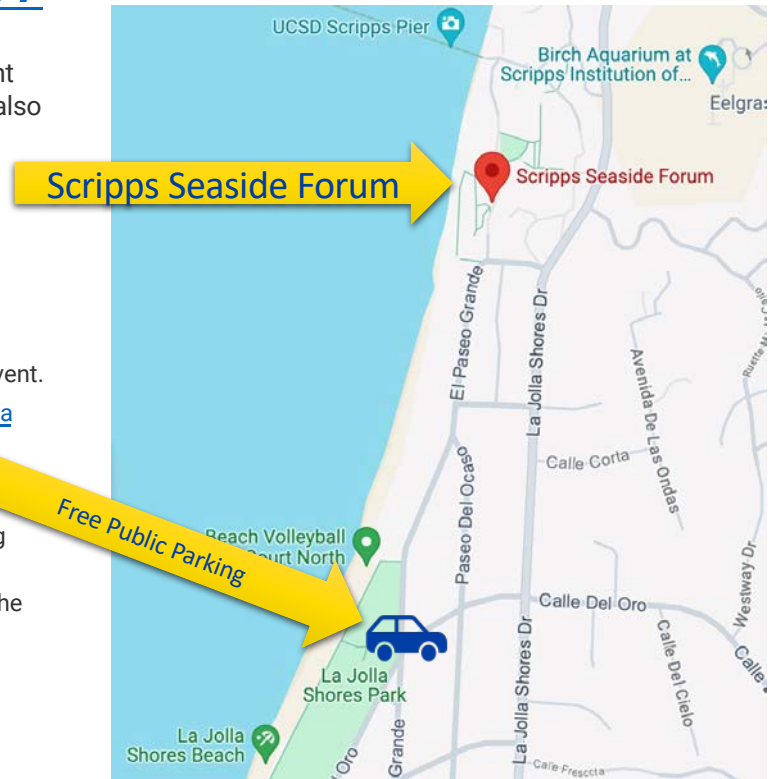
Rady
Children's
Institute
Genomic Medicine®



Scripps Seaside Forum Parking

8610 Kennel Way, La Jolla, CA 92037


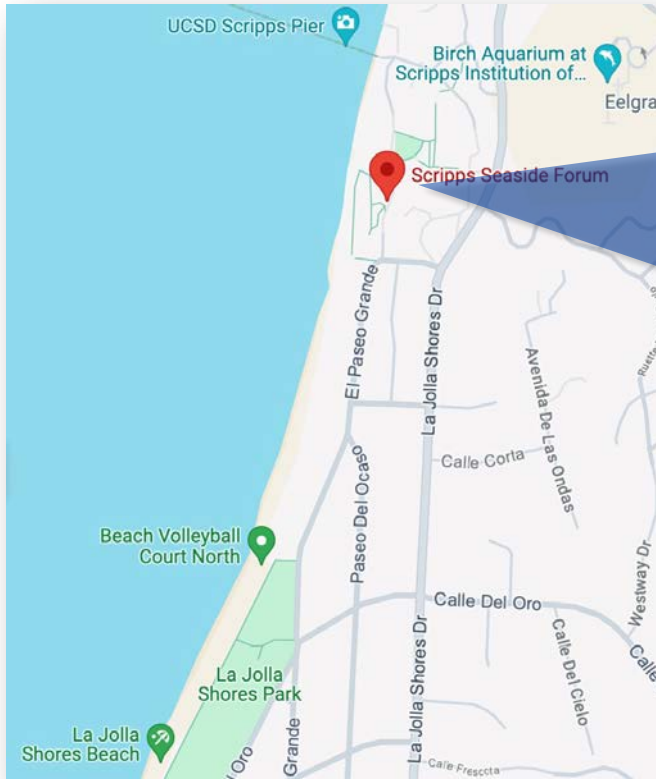
- The Scripps Seaside Forum is located right at the stunning La Jolla Shores waterfront with beautiful views and outstanding facilities. However, the forum's prime location also means that parking will be limited.
- **On-site parking is not available at Frontiers.**
- For those people staying at Hotel La Jolla, please see the [hotel shuttle schedule](#).
- **Non-UC San Diego attendees:**
 - Unfortunately, there is **no valet or on-site parking available** at this event.
 - We highly recommend carpooling or ridesharing (Uber/Lyft) to get to and from the event.
 - There is also free public parking from 4 AM – 10 PM at **La Jolla Shores Park** ([8324 La Vereda, La Jolla, CA 92037](#)). The lot is a half-mile (or 10 minute) walk from the venue. This parking lot is not affiliated with UC San Diego or RCIGM. We are not responsible for your vehicle.
 - If you park in the adjacent neighborhood, please be sure to read and abide by parking signage. Again, we are not responsible for your vehicle.
 - Check-in and breakfast will commence on Wednesday, May 1 and 2 at 8:00am with the conference starting promptly at 9:00am each day.
- **If you are part of UC San Diego:**
 - We recommend you plan on using the free [on-campus shuttle to SIO](#).
 - **There is no on-site parking** unless you have both a UC San Diego Permit AND an SIO sticker, which will not be provided. There will not be any reserved spaces available.



+

Scripps Seaside Forum

8610 Kennel Way, La Jolla, CA 92037



+ Daily Shuttle
Between Hotel La Jolla – Scripps Seaside Forum

7955 La Jolla Shores Drive, La Jolla, CA 92037



Wednesday, May 1, 2024

MORNING			
<i>From:</i> Hotel La Jolla		<i>To:</i> Scripps Seaside Forum	
7:45am	8:00am	8:15am	8:30am

AFTERNOON			
<i>From:</i> Scripps Seaside Forum		<i>To:</i> Hotel La Jolla	
6:15pm	6:45pm	7:00pm	7:15pm

Thursday, May 2, 2024

MORNING			
<i>From:</i> Hotel La Jolla		<i>To:</i> Scripps Seaside Forum	
7:30am	8:00am	8:15am	8:30am

AFTERNOON			
<i>From:</i> Scripps Seaside Forum		<i>To:</i> Hotel La Jolla	
4:30pm	4:45pm	5:00pm	5:15pm

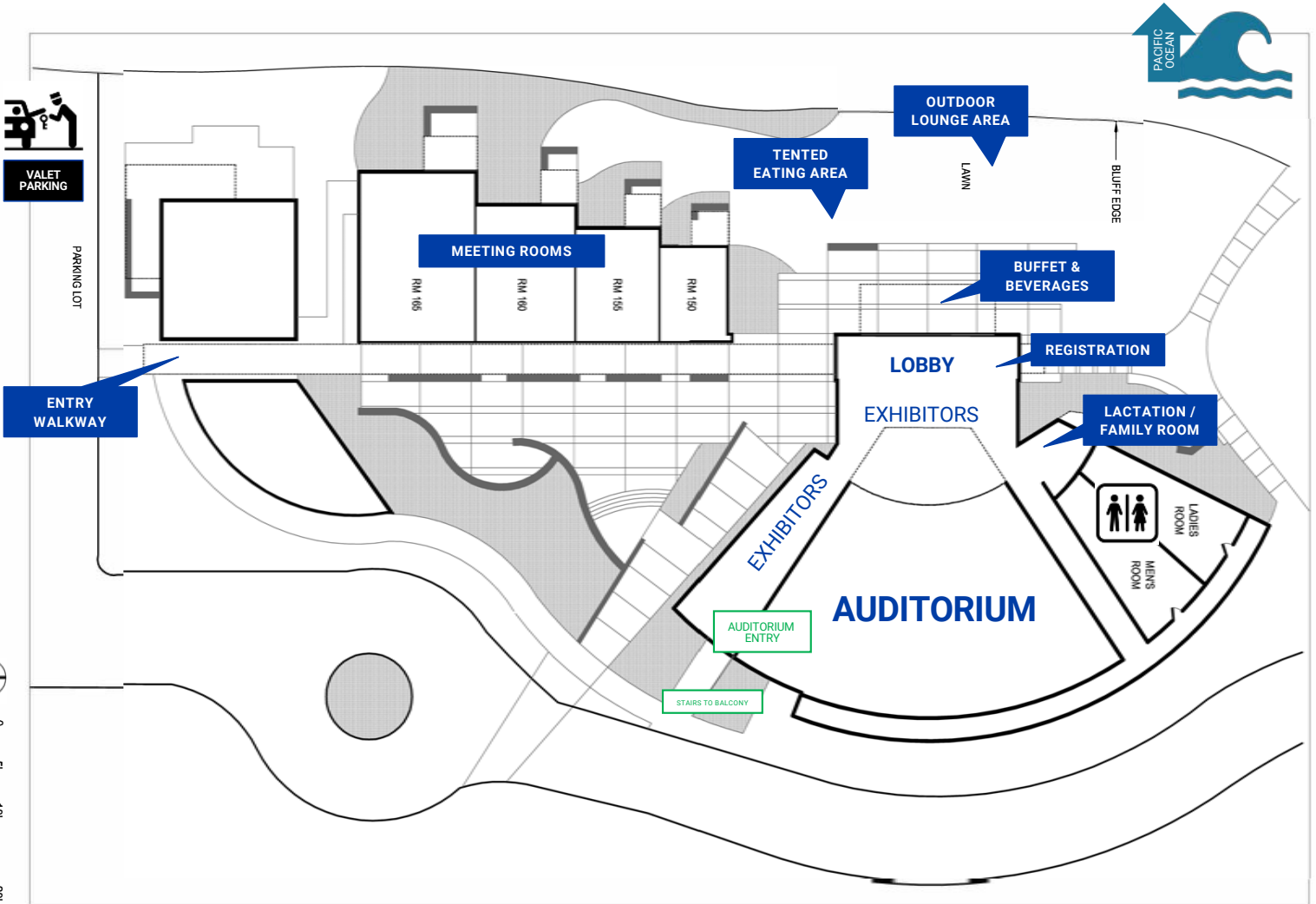
Each trip can fit 8 people in the SUV.





Venue Map

Scripps Seaside Forum
Scripps Institution of Oceanography



Wifi Network: UCSD Guest

- No password necessary
- One-time authentication required



+

vFairs Mobile App



FRONTIERS
IN PEDIATRIC
GENOMIC
MEDICINE
CONFERENCE

Rady
Children's
Institute
Genomic Medicine®

+ Download the Free vFairs Mobile App

The app is useful for both in-person and virtual attendees

- View the agenda
- Watch live virtual sessions
- Get notifications of sessions
- Look up contacts and speakers
- Collect info from exhibitors
- Take and share selfies with fun stickers in the virtual photo booth and photo gallery

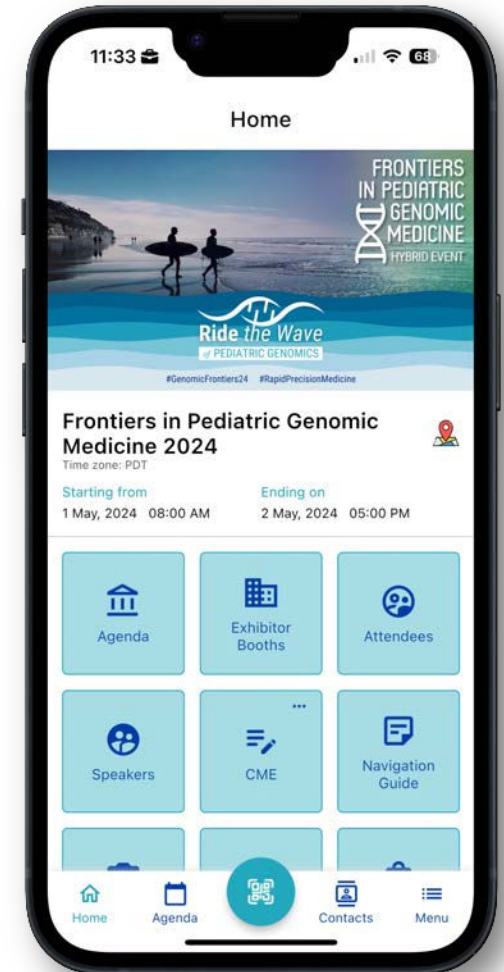
- iOS:

<https://apps.apple.com/us/app/vfairs/id1585965738>



- Android:

<https://play.google.com/store/apps/details?id=com.vFairs.mobileApp>



Google Play and the Google Play logo are trademarks of Google LLC.



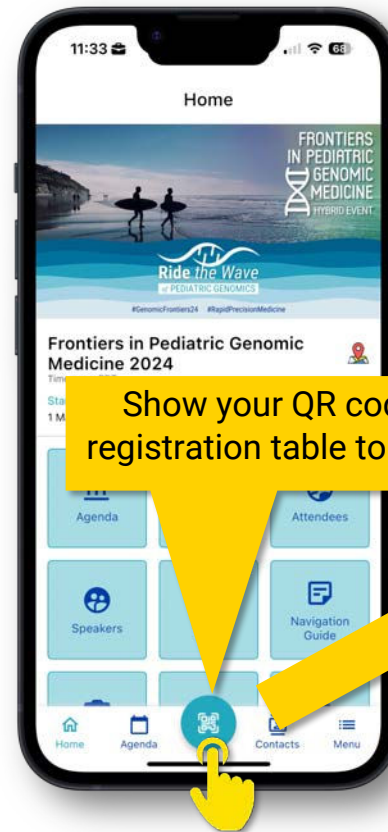
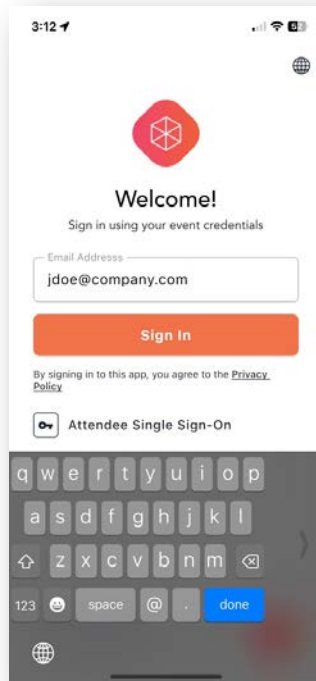
+ Mobile App: Log in & Event Check-in



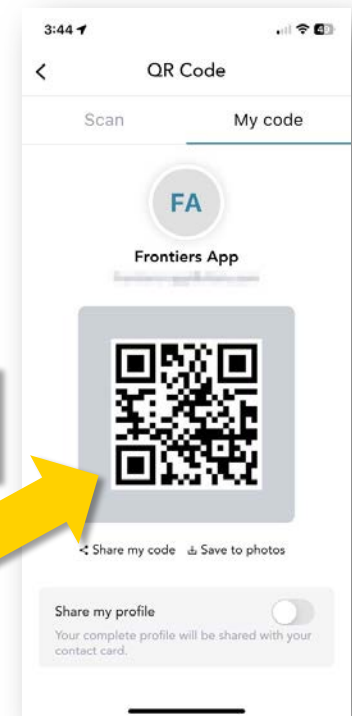
Log in with the email you used for registration

Event Check-in With QR Code

No password necessary

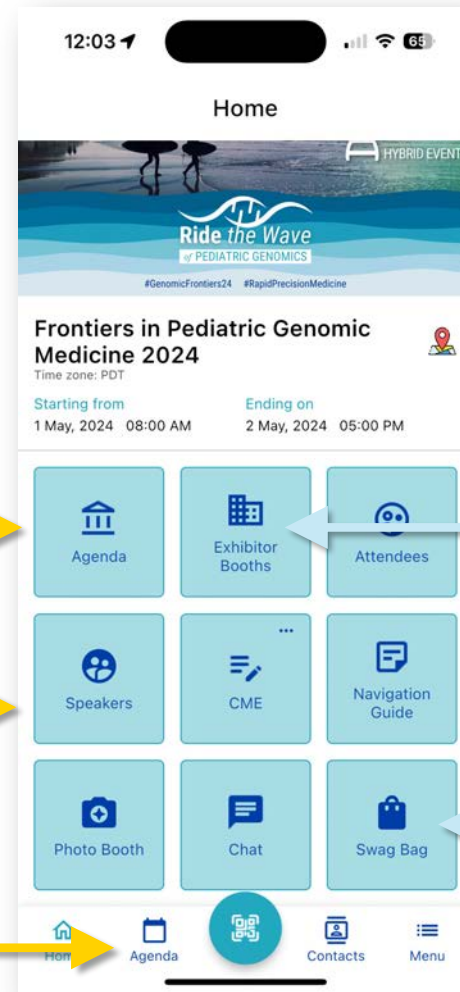


Show your QR code at the registration table to save time.



+ Mobile App Overview

Conference Info at Your Fingertips



Watch Sessions Live & View Agenda

Read speaker bios

Gather information from exhibitors and save it in your virtual swag bag

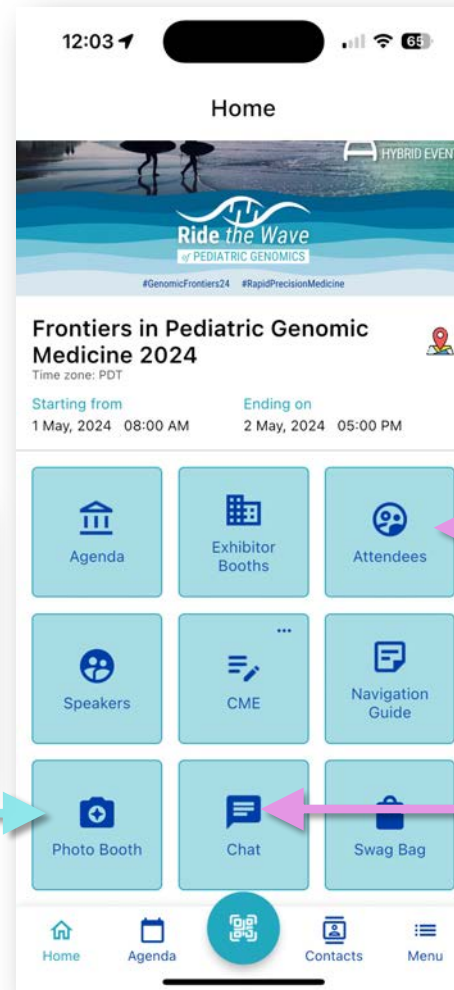


+ Mobile App Overview

Networking & Social



Take selfies with the photo booth and post them to the photo gallery & social media



View a directory of attendees

Chat throughout the conference

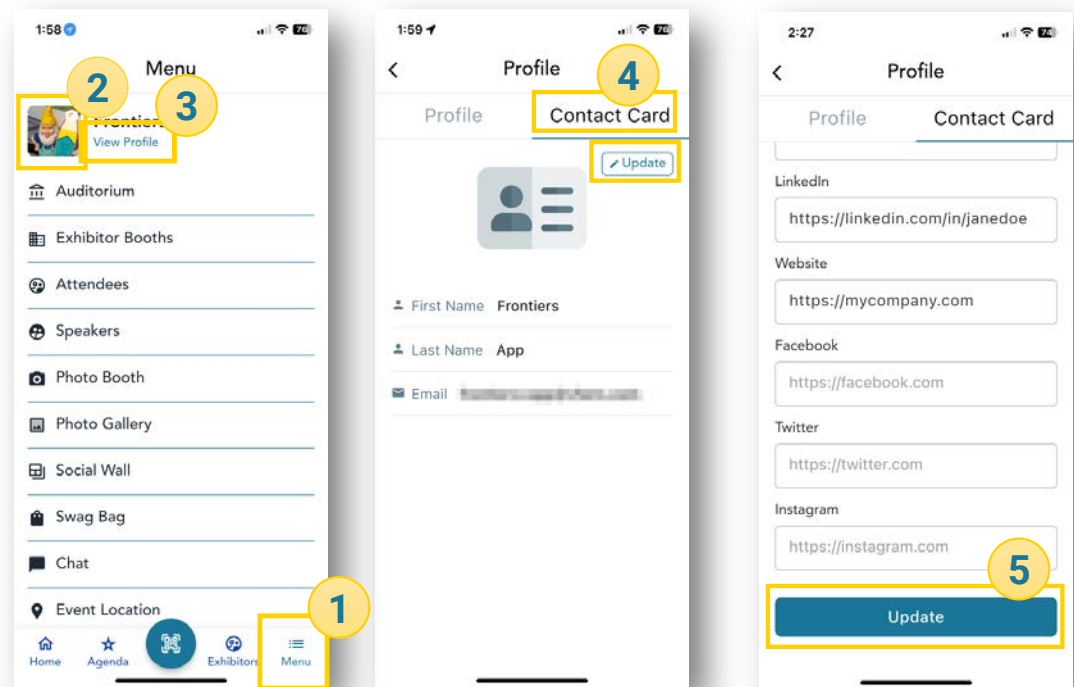


+ Mobile App: Update Your Profile



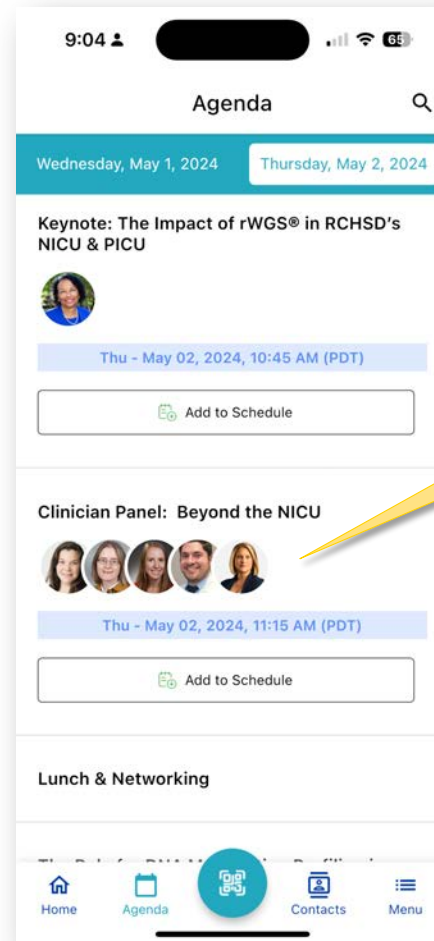
Make it easier for people to find and connect with you by adding your profile picture and filling out your profile

1. Tap on the **Menu** icon in the bottom right corner of the screen.
2. Tap the camera icon on the profile picture to upload a photo from your camera or phone's photo library.
3. Tap **View Profile**.
4. Select the **Contact Card** tab, and tap the **Update** button.
5. Fill in your contact information, and be sure to tap the green **Update** button at the bottom when you're done.



+ Agenda

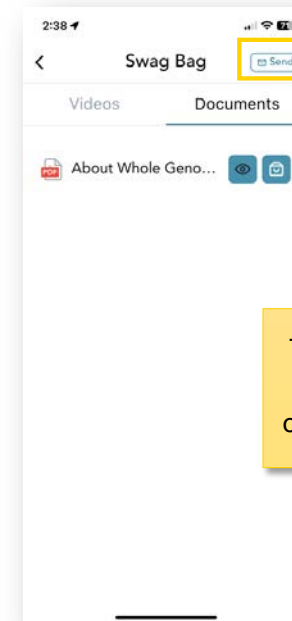
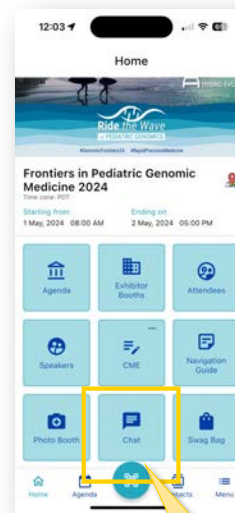
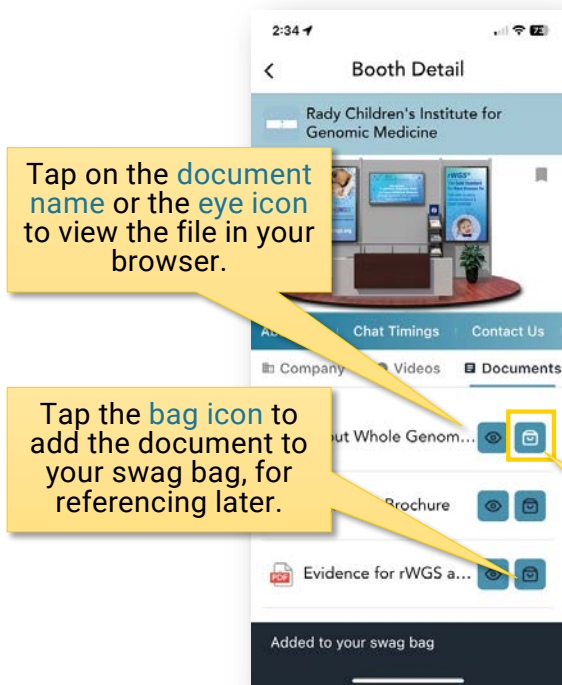
The agenda displays the program schedule, and when the event is live, you will be able to join the virtual hall to watch the speaker presentations.



+ Mobile App: Collecting Swag/Documents

In the Exhibit Booth:

From the Swag Bag:



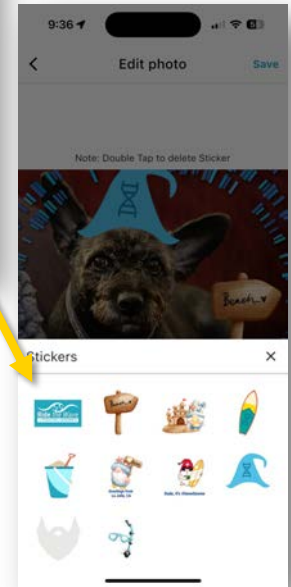
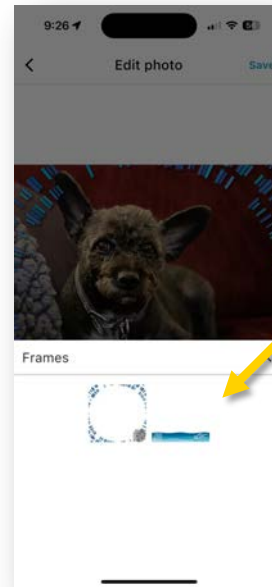
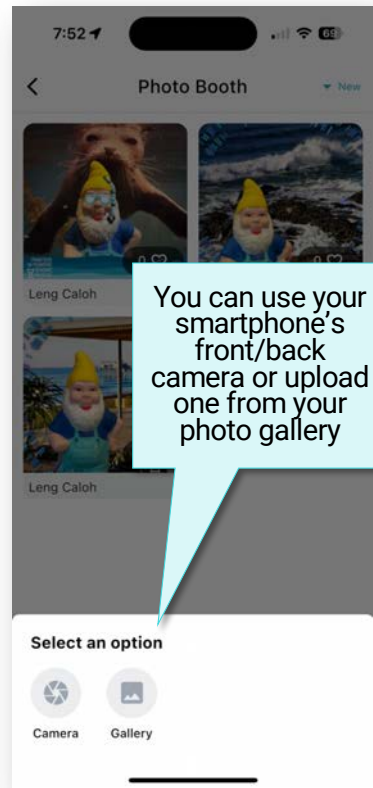
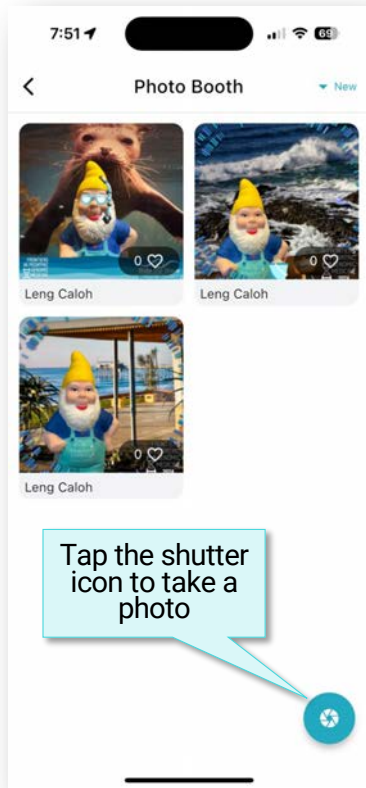
A white icon indicates that the document is already in your bag. Tapping the white icon removes it from your bag.

Select the **Swag Bag** icon from the home screen.



+ Mobile App: Photo Booth

Take a selfie, choose a frame and decorate it with stickers




+ Mobile App: Photo Booth

- To resize a sticker, pinch with two fingers
- Double-tap to delete a sticker



After you save the photo, it will be automatically shared to the Frontiers24 Photo Gallery



To download or share a photo: select it from the gallery, and tap the vertical dots in the upper right corner.

+

Web-Based Virtual Conference

Frontiers24.vfairs.com



FRONTIERS
IN PEDIATRIC
GENOMIC
MEDICINE
CONFERENCE

Rady
Children's
Institute
Genomic Medicine®

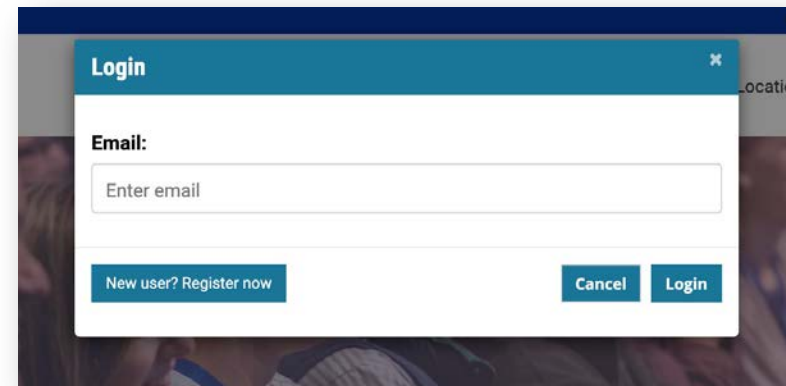


Logging In



- Type frontiers24.vfairs.com into your browser to join the conference.
- For best performance, use Chrome, Safari or Firefox.

- Click on the 'Login' button on the Frontiers homepage. It will open a modal window where you should enter the email you used when you registered, then click 'Login'.





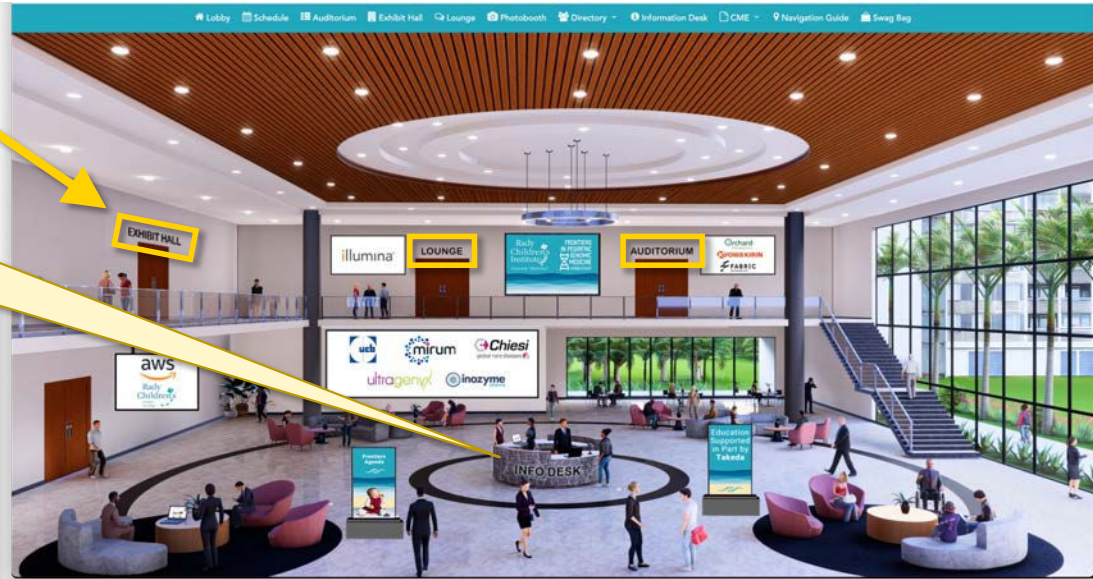
Main Lobby

- Once you log in, you will enter the virtual lobby where you can click on the signs to enter the Auditorium, Exhibit Hall, and Networking Lounge.

You can also click on the top navigation tabs or the various floor signs and banners to access information about exhibitors and conference resources.



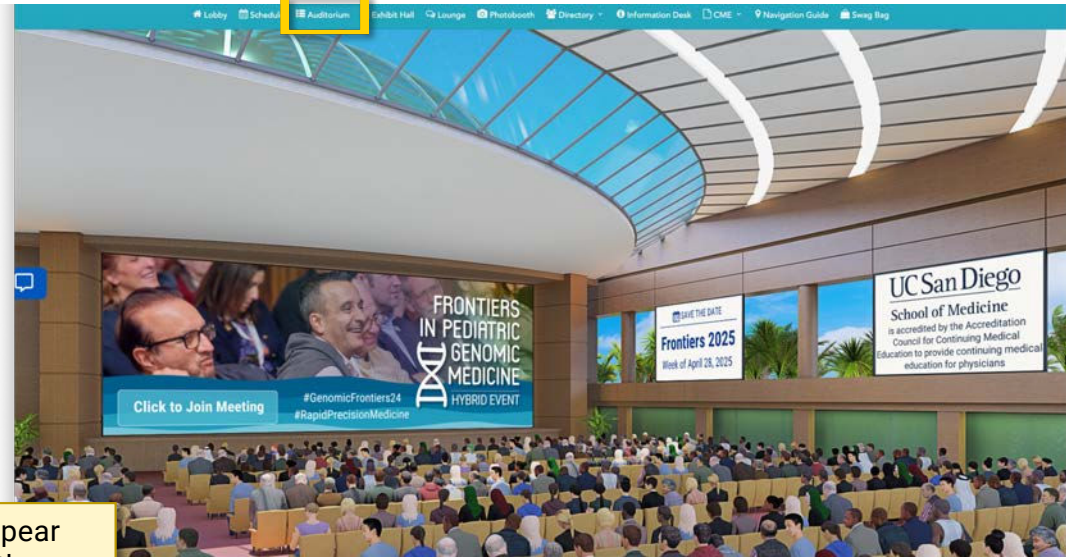
Visit the **Info Desk** if you have technical questions. Technical reps will be available online to help you. You can also email us at Frontiers24@getvfairs.io and we will be happy to assist you.





Auditorium

- To access the live event, simply click on the 'Auditorium' tab in the top navigation bar.
- Once inside the auditorium, you can attend the live sessions by clicking on the virtual auditorium screen. This will display the list of all the live sessions.



Please note that the play button will appear next to each live session listed only at the time when the session goes live. Click on the play button and you will be directed to the live session.

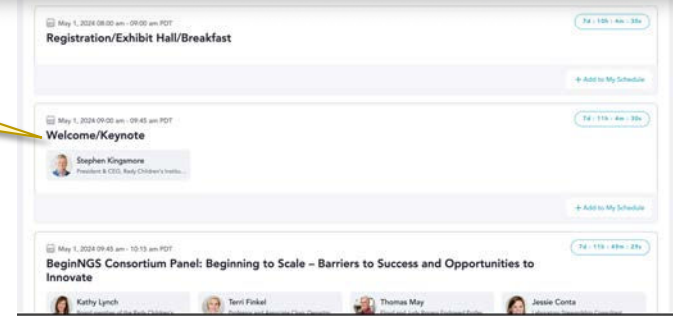
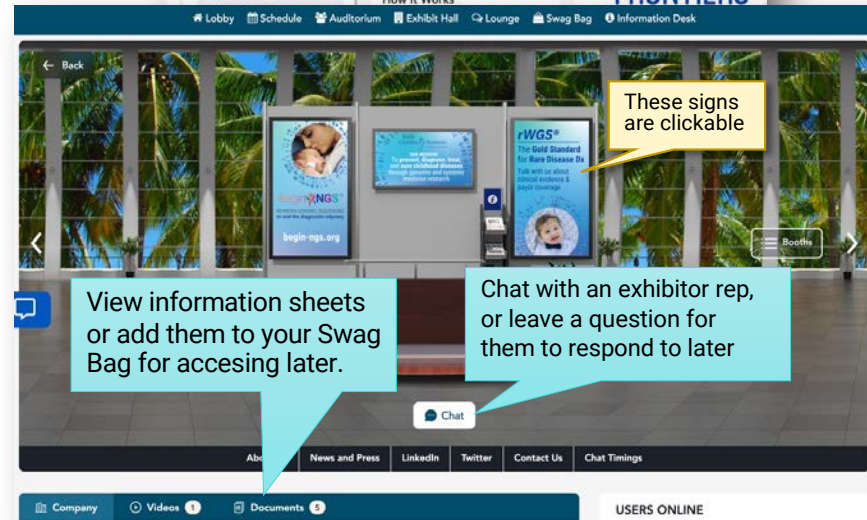
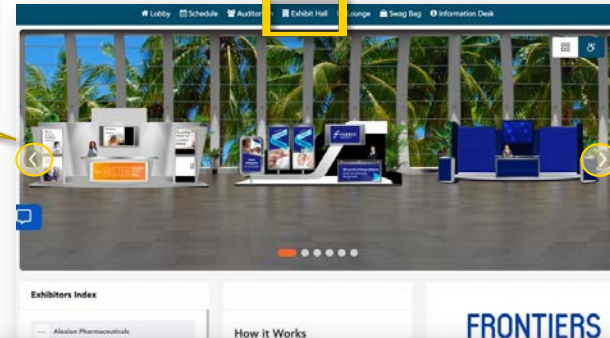




Exhibit Hall

- The Exhibit Hall is open all day throughout the conference.
- Get to the Exhibit Hall via the top navigation bar or the sign in the lobby.
- Clicking on the booth image will take you inside the booth, where you can leave questions via the Chat button, view videos, view electronic documents or add them to your swag bag to email to yourself or a colleague later, and find links to web resources.

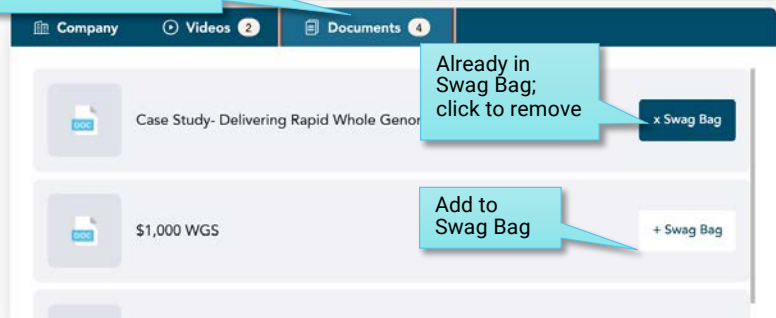
Be sure to use the arrow buttons on either side of the main hall to see all of the booths.



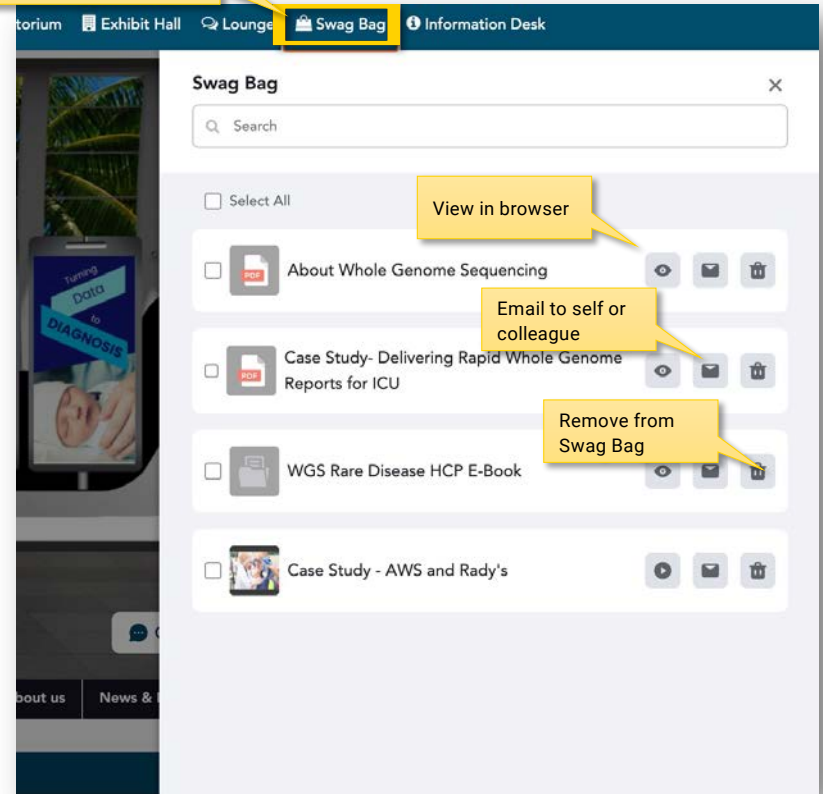
+ Swag Bag

- The Swag Bag is your virtual briefcase. As you go through the event, you can add documents to your personal Swag Bag for future viewing up to 60 days after the event date.
- Documents in your Swag Bag can also be emailed. While in your Swag Bag, simply click on the the email icon. You will be mailed a link where the files can be downloaded.

Adding Documents from Booth




To access your Swag Bag, click "Swag Bag" in the top navigation bar.





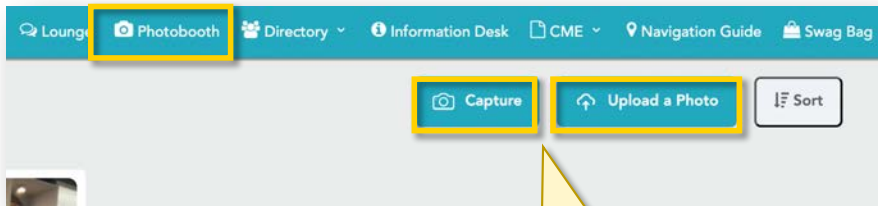
Networking Lounge

- The Networking Lounge is your gateway to connect with fellow conference attendees and speakers.

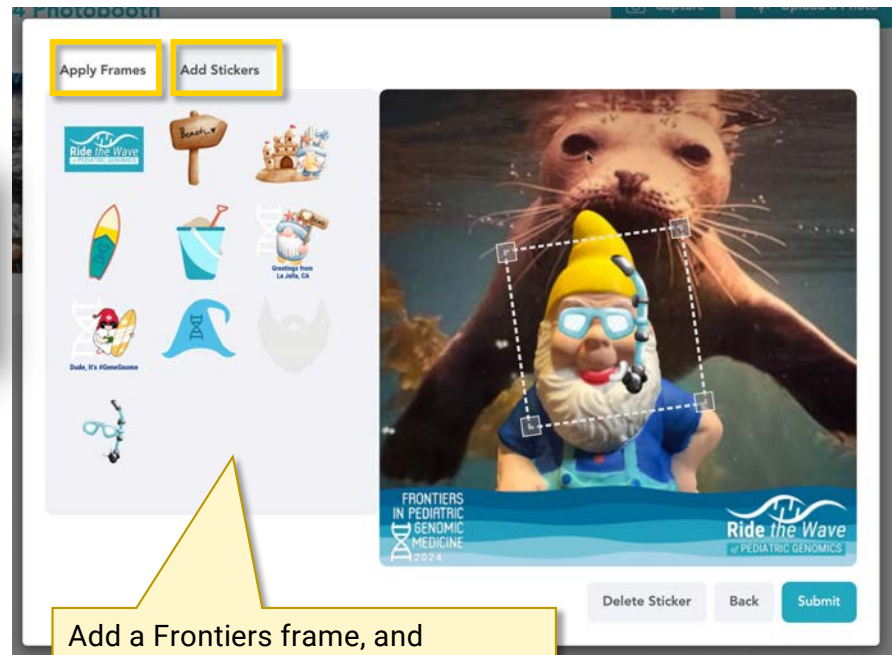


+ Web-Based Photobooth

- Join the festivities with your own selfies via the Photobooth in the virtual world!



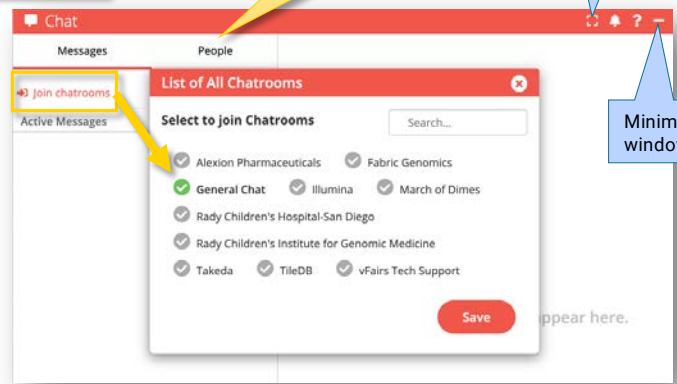
You can either capture a photo using your computer's webcam, or upload an existing square photo (maximum 1 MB).



Add a Frontiers frame, and decorate with fun stickers – make your own Greetings from La Jolla postcard!



+ Chat



Join the General Chat or a Booth chat room

Find out who else is online for live chatting

Expand to fill page

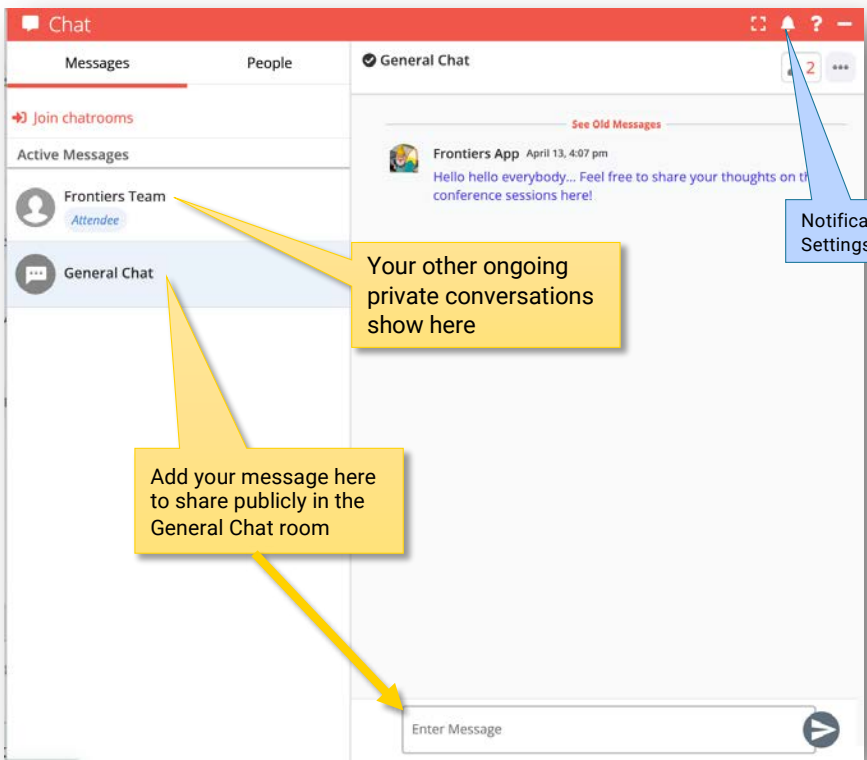
Minimize chat window

List of All Chatrooms

Select to join Chatrooms

- Alexion Pharmaceuticals
- Fabric Genomics
- General Chat
- Illumina
- March of Dimes
- Rady Children's Hospital-San Diego
- Rady Children's Institute for Genomic Medicine
- Takeda
- TileDB
- vFairs Tech Support

Save



Notifications Settings

Your other ongoing private conversations show here

Add your message here to share publicly in the General Chat room

Enter Message



+ Add Your Photo & Update Your Profile

Make it easier for people to find and connect with you by adding your profile picture and filling out your profile

- Add a profile picture (try using the Selfie Photo Booth)
- Add your contact and company information, including your LinkedIn profile.
- You can share your contact card while chatting with someone online.

Click on your name in the upper right corner of the screen to update your profile.

