

+

Conference Attendee's Guide

In-Person + Virtual

FRONTIERS
IN PEDIATRIC
GENOMIC
MEDICINE
CONFERENCE

Rady
Children's
Institute
Genomic Medicine®



Contents

A. Scripps Seaside Forum

1. Daily Hotel Shuttles
 1. Hotel La Jolla
 2. Hilton La Jolla Torrey Pines
2. Map & Parking
3. Venue Map

B. vFairs Conference Mobile App

(for both in-person & virtual attendees)

1. Download
2. Log-In & Event Check-In
3. App Overview:
 - Conference Info
 - Networking & Social
4. Update Your Profile

5. Collecting Swag/Documents

6. Auditorium

7. Photobooth

C. Web-Based Virtual Conference

1. Logging in

2. Main Lobby

3. Auditorium

4. Exhibit Hall

5. Swag Bag

6. Networking Lounge

7. Chat

8. Update Your Profile



+

Scripps Seaside Forum

8610 Kennel Way, La Jolla, Ca 92037

FRONTIERS
IN PEDIATRIC
GENOMIC
MEDICINE
CONFERENCE



Rady
Children's
Institute
Genomic Medicine®





Daily Shuttle

Between Hotel La Jolla – Scripps Seaside Forum

7955 La Jolla Shores Drive, La Jolla, CA 92037



DAY	From:	To:	Times:
WEDNESDAY, APRIL 19 <ul style="list-style-type: none">Morning	Hotel La Jolla	Scripps Seaside Forum	7:45am 8:00am 8:15am 8:30am
<ul style="list-style-type: none">Evening	Scripps Seaside Forum	Hotel La Jolla	6:15pm 6:45pm 7:00pm 7:15pm
THURSDAY, APRIL 20 <ul style="list-style-type: none">Morning	Hotel La Jolla	Scripps Seaside Forum	7:30am 8:00am 8:15am 8:30am
<ul style="list-style-type: none">Afternoon	Scripps Seaside Forum	Hotel La Jolla	4:30pm 4:45pm 5:00pm 5:15pm





Daily Shuttle

Between Hilton La Jolla Torrey Pines – Scripps Seaside Forum

10950 N Torrey Pines Road, La Jolla, CA 92037



DAY	From:	To:	Times:
Wednesday, April 19 <ul style="list-style-type: none">Morning	Hilton La Jolla Torrey Pines	Scripps Seaside Forum	8:00am
			8:30am
<ul style="list-style-type: none">Evening	Scripps Seaside Forum	Hilton La Jolla Torrey Pines	6:45pm 7:15pm
Thursday, April 20 <ul style="list-style-type: none">Morning	Hilton La Jolla Torrey Pines	Scripps Seaside Forum	7:45am
			8:15am
<ul style="list-style-type: none">Afternoon	Scripps Seaside Forum	Hilton La Jolla Torrey Pines	4:45pm 5:15pm

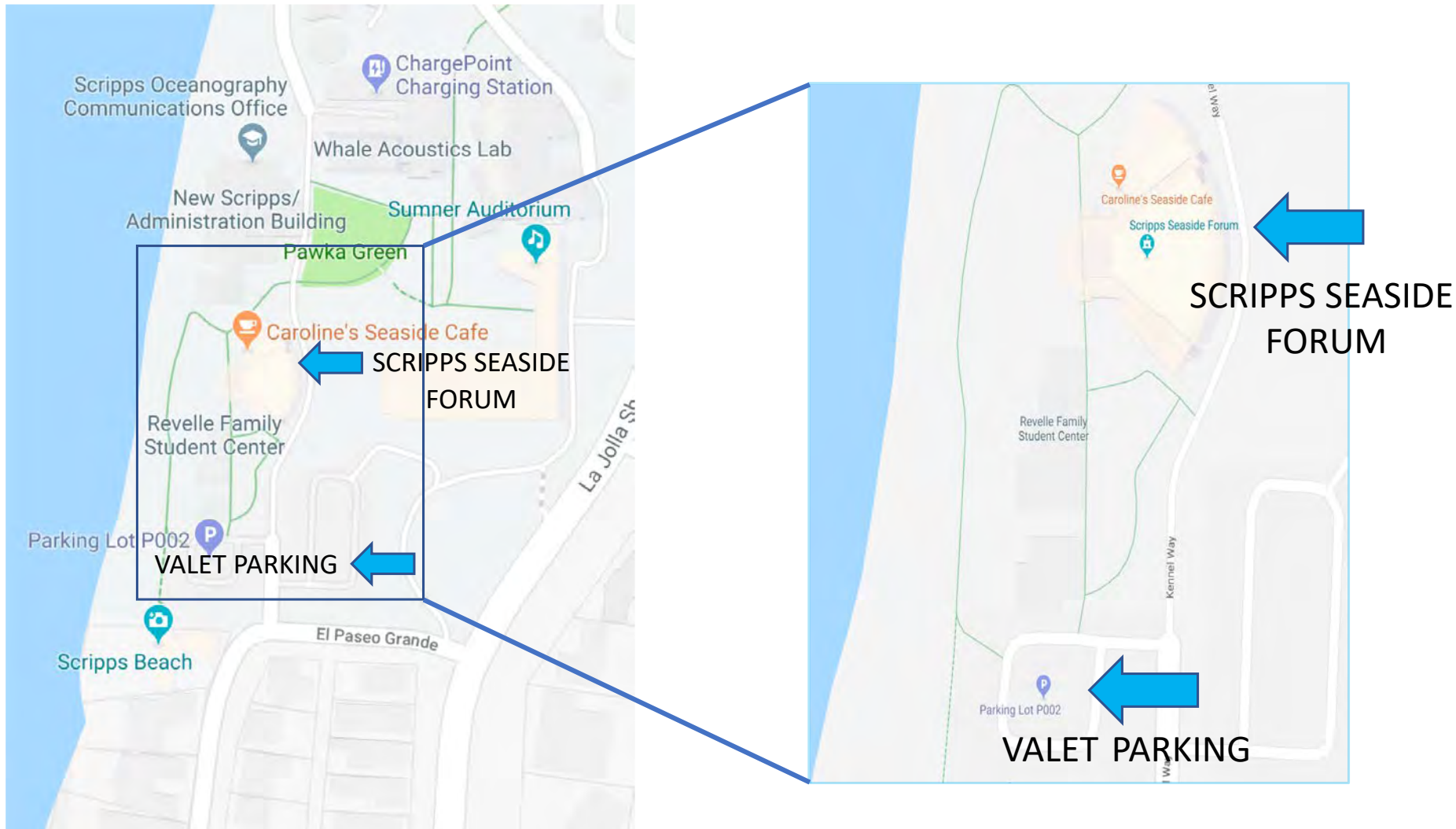
Each trip can fit 8 people in the SUV.





Scripps Seaside Forum

8610 Kennel Way, La Jolla, CA 92037



Free valet is available for ALL conference attendees in the Scripps Seaside Forum parking lot.

Please proceed to the Scripps Seaside Forum Lobby for registration.

See next page for venue map.

Please be advised that parking on neighboring streets may result in a parking ticket, as the area is continuously monitored for parking violations.





Venue Map

Scripps Seaside Forum

Scripps Institution of Oceanography



VALET PARKING

PARKING LOT

ENTRY WALKWAY

MEETING ROOMS

RM 165

RM 160

RM 155

RM 150

TENTED EATING AREA

OUTDOOR LOUNGE AREA

LAWN

BLUFF EDGE

BUFFET & BEVERAGES

REGISTRATION

LACTATION / FAMILY ROOM



LADIES ROOM

MENS ROOM

LOBBY

EXHIBITORS

EXHIBITORS

AUDITORIUM

AUDITORIUM ENTRY

STAIRS TO BALCONY



Wifi Network: UCSD Guest

- No password necessary
- One-time authentication required



0 5 10 20

SCALE: 1" = 20'-0"
(When printed on 11x17)

+ vFairs Mobile App



FRONTIERS
IN PEDIATRIC
GENOMIC
MEDICINE
CONFERENCE

Rady
Children's
Institute
Genomic Medicine®

+ Download the Free vFairs Mobile App

The app is useful for both in-person and virtual attendees

- View the agenda
- Watch live virtual sessions
- Get notifications of sessions
- Look up contacts and speakers
- Collect info from exhibitors
- Take and share selfies with fun stickers in the virtual photo booth and photo gallery
- Check the social wall to see what others are saying

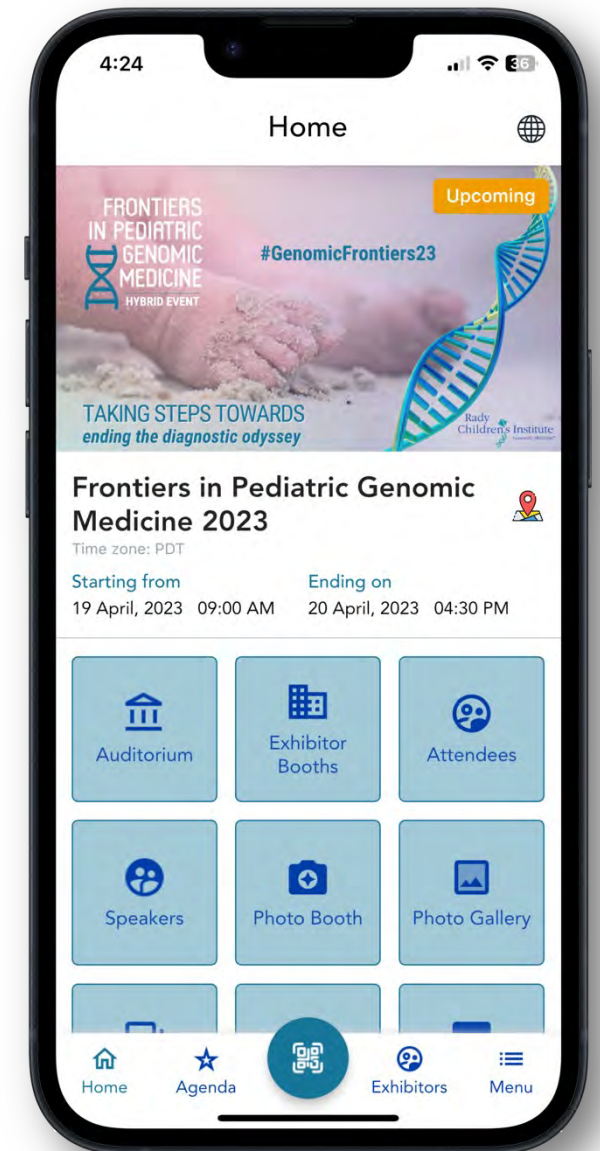
- iOS:

<https://apps.apple.com/us/app/vfairs/id1585965738>



- Android:

<https://play.google.com/store/apps/details?id=com.vFairs.mobileApp>



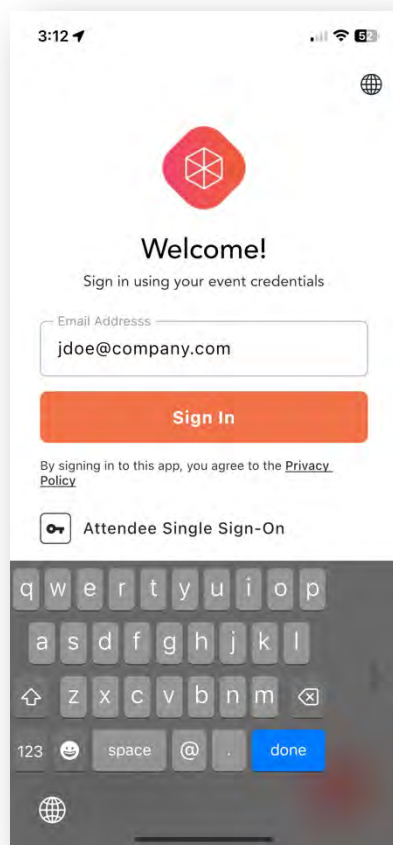
Google Play and the Google Play logo are trademarks of Google LLC.



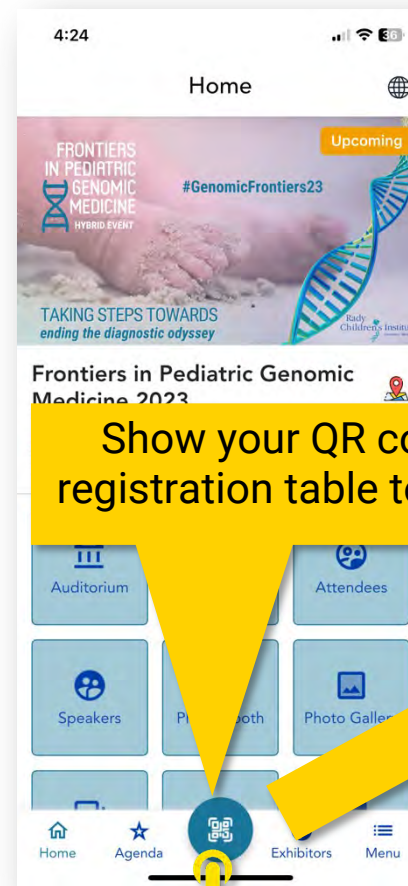
+ Mobile App: Log in & Event Check-in

Log in with the email you used for registration


No password necessary



Event Check-in With QR Code



Show your QR code at the registration table to save time.





Mobile App Overview


Conference Info at Your Fingertips



Watch Sessions Live
& View Agenda

Read speaker bios

Gather information
from exhibitors and
save it in your virtual
swag bag



+ Mobile App Overview

Networking & Social




Take selfies in the photo booth and post them to the photo gallery & Twitter

See what people are saying about **#GenomicFrontiers23** on Twitter

View a directory of attendees

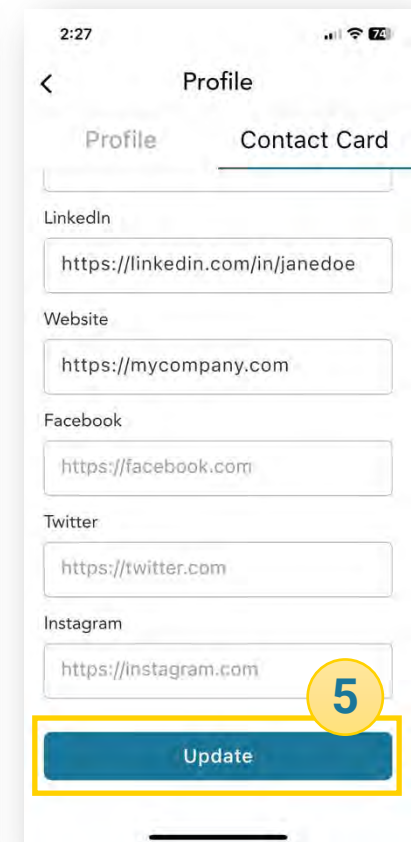
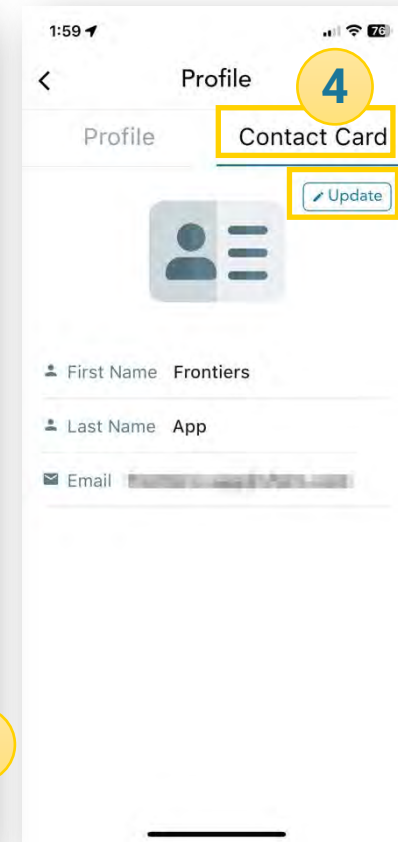
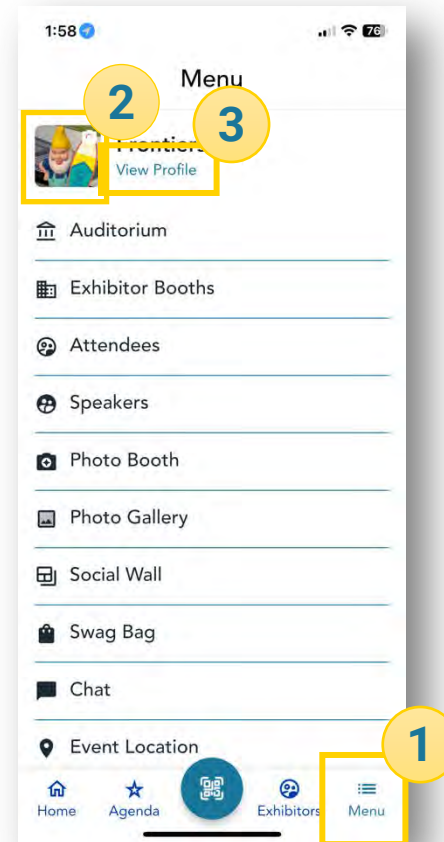
Chat throughout the conference



+ Mobile App: Update Your Profile

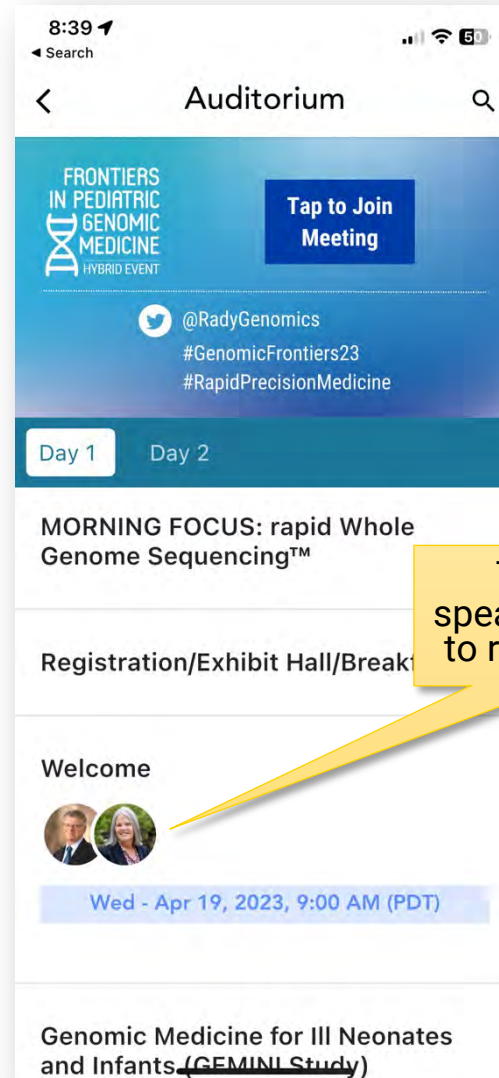
Make it easier for people to find and connect with you by adding your profile picture and filling out your profile

1. Tap on the **Menu** icon in the bottom right corner of the screen.
2. Tap the camera icon on the profile picture to upload a photo from your camera or phone's photo library.
3. Tap **View Profile**.
4. Select the **Contact Card** tab, and tap the **Update** button.
5. Fill in your contact information, and be sure to tap the green **Update** button at the bottom when you're done.

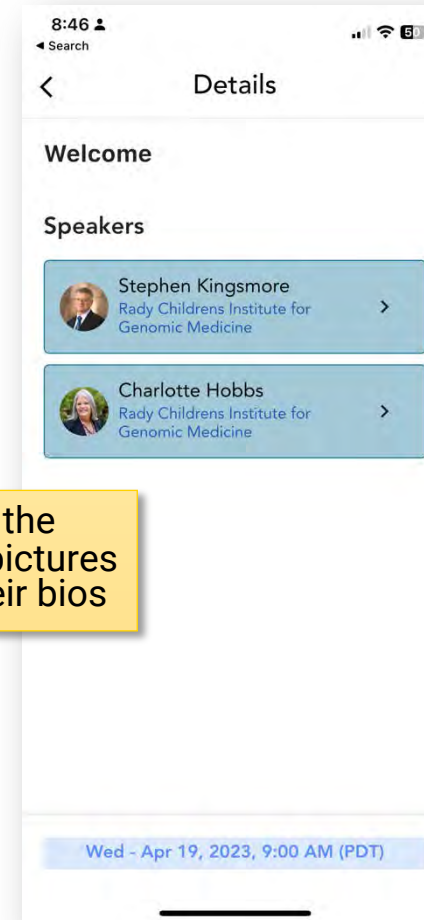


+ Auditorium

The auditorium displays the program schedule, and when the event is live, you will be able to join virtual hall to watch the speaker presentations.



Tap on the speakers' pictures to read their bios

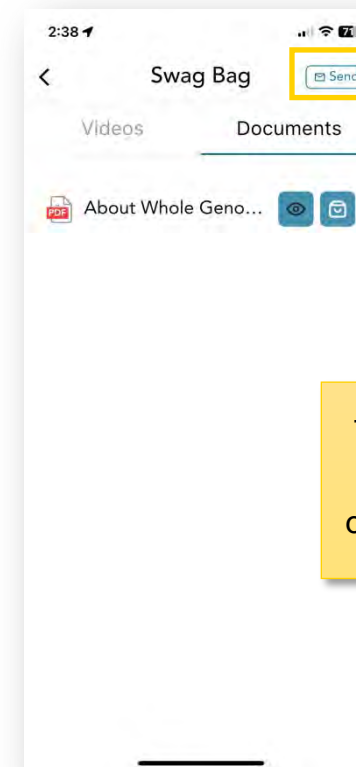

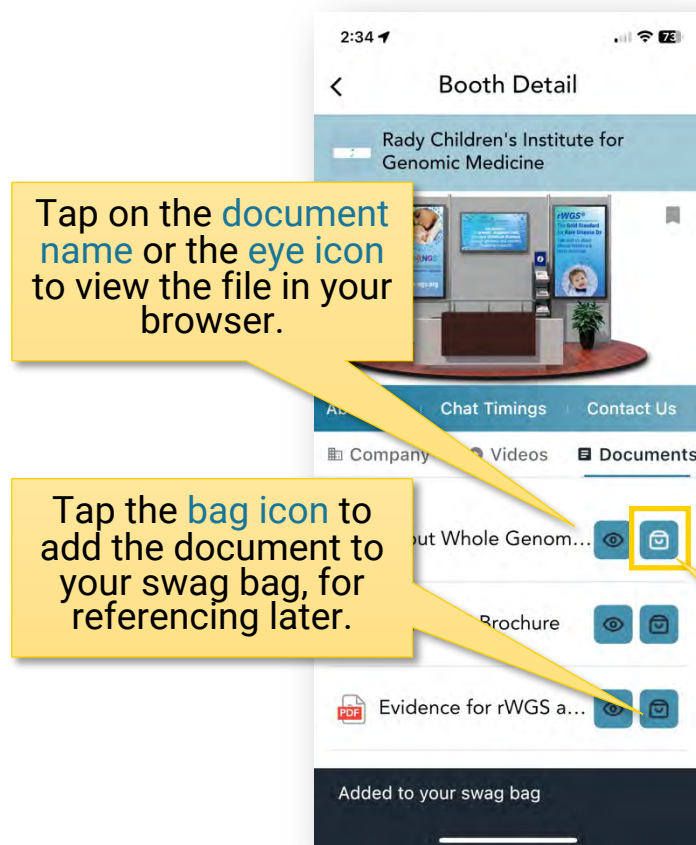




Mobile App: Collecting Swag/Documents

In the Exhibit Booth:

From the Swag Bag:



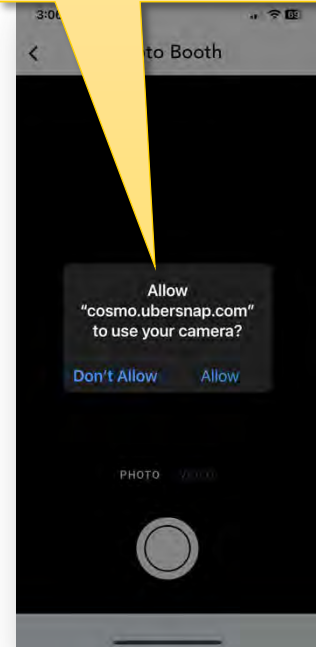


Mobile App: Photo Booth

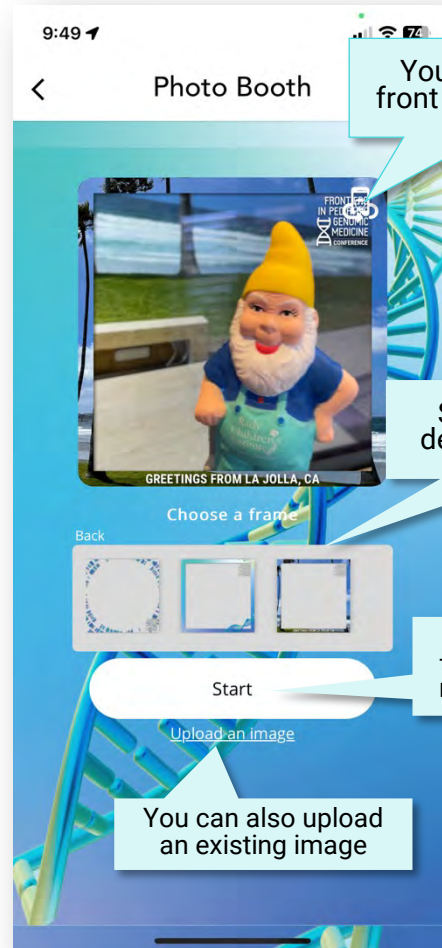
Take a selfie, choose a frame, decorate it with stickers, and share on our photo gallery and social media

Starting Out

You'll need to allow "cosmo.ubersnap.com" to use your phone camera.



Take the Picture



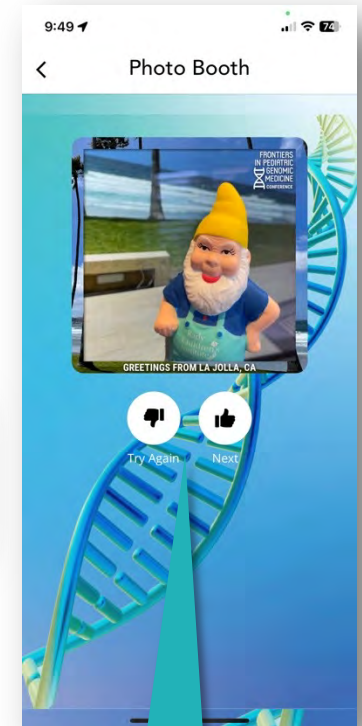

You can use your front or back camera

Select a frame to decorate your selfie

Tap "Start" to go to the next screen

You can also upload an existing image

Choose your image format: a regular photo, Boomerang (short loop), or a GIF



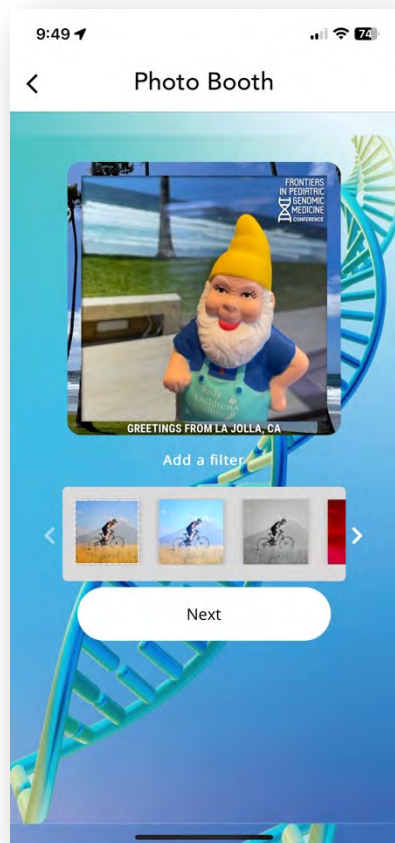
Don't Like the picture? Try Again

Like It? Go to the next step

+ Mobile App: Decorate Your Selfie

Take a selfie, choose a frame, decorate it with stickers, and share on our photo gallery and social media

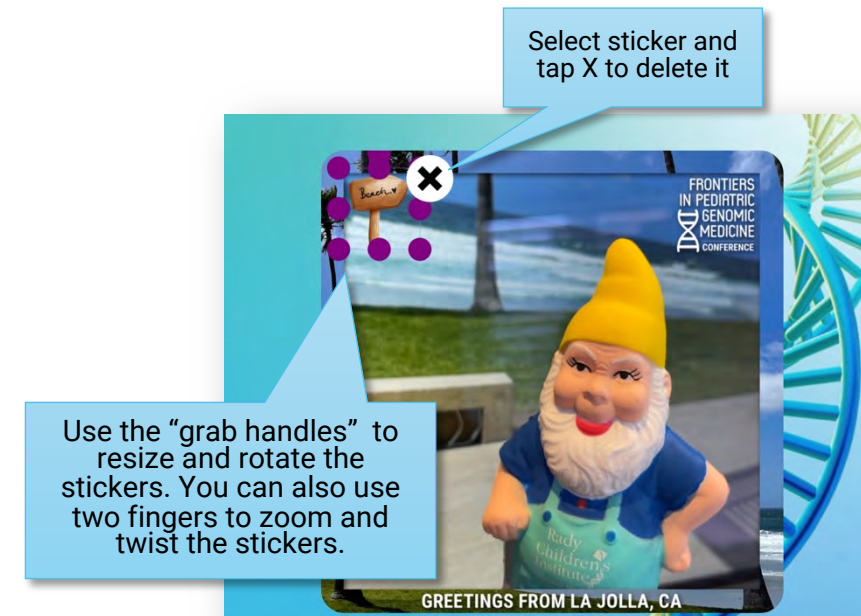
Pick a Filter



Decorate with Stickers

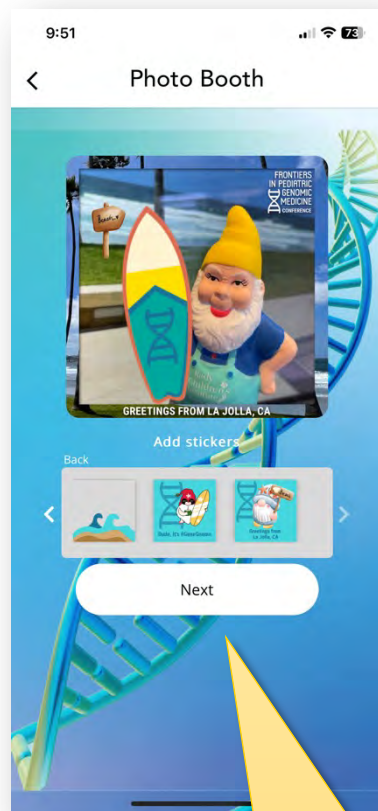


Move, Resize, Rotate Stickers

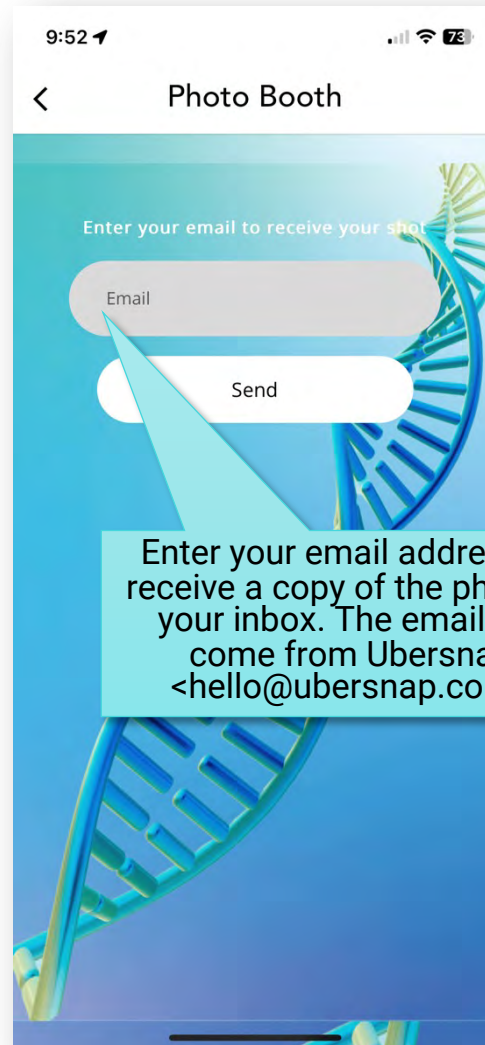




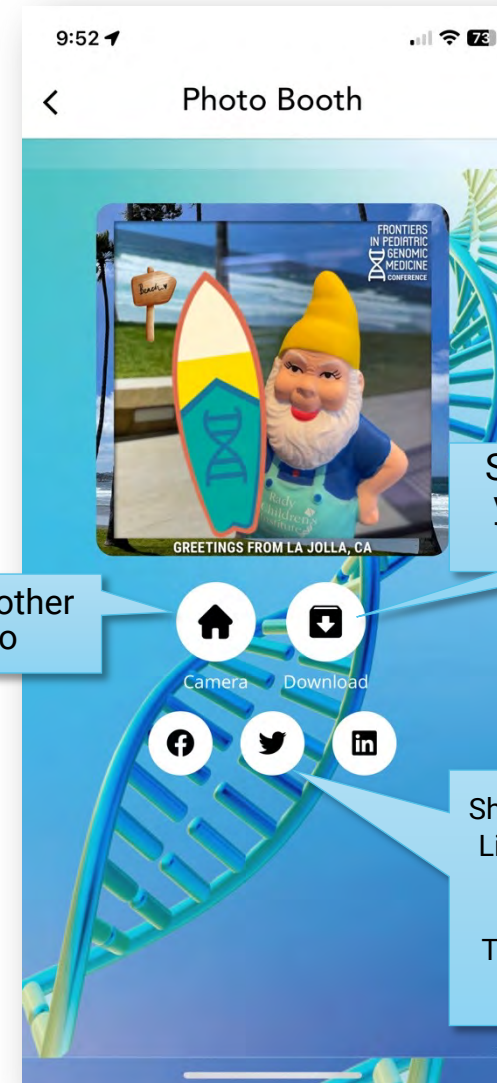
Mobile App: Save & Share Your #GenomicFrontiers23 Selfie



When you're done decorating your selfie, tap **NEXT**



Enter your email address to receive a copy of the photo in your inbox. The email will come from Ubersnap <hello@ubersnap.com>



Take another photo

Save photo to your phone's camera roll

Share on Twitter, Facebook or LinkedIn. You'll be prompted to log in. Use **#GenomicFrontiers23** on Twitter to be included in our social wall.

All selfies are automatically shared to the app's Photo Gallery

+

Web-Based Virtual Conference

Frontiers23.vfairs.com

FRONTIERS
IN PEDIATRIC
GENOMIC
MEDICINE
CONFERENCE



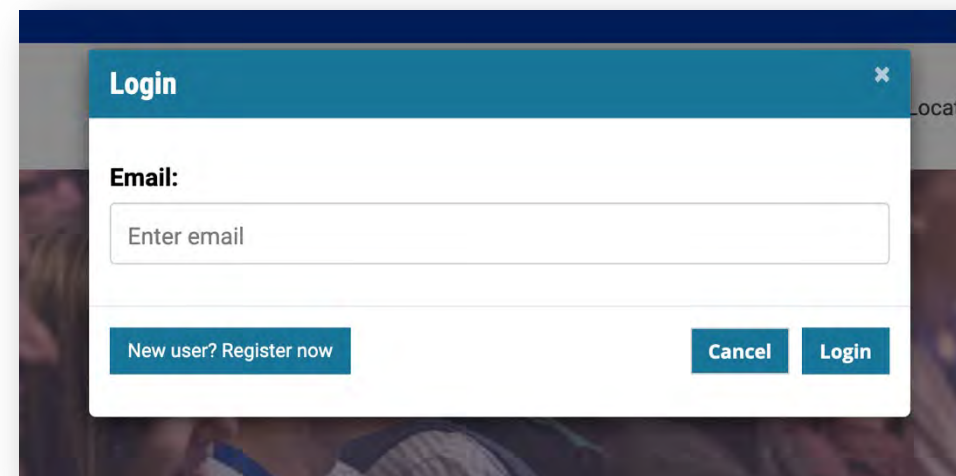
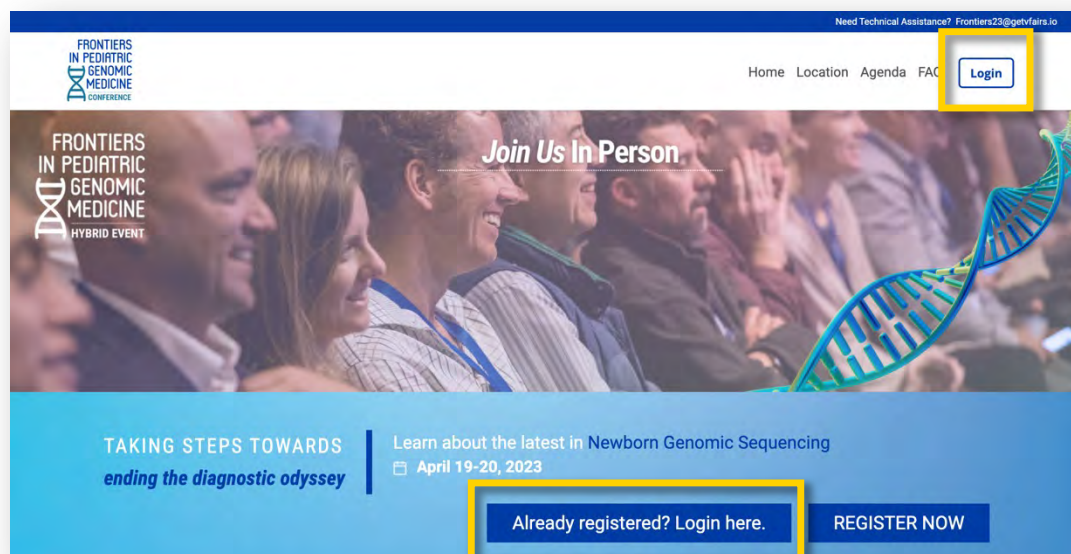
Rady
Children's
Institute
Genomic Medicine®



Logging In



- Type radygenomics.org/frontiers into your browser to join the conference. (This address will send you to <https://frontiers23.vfairs.com>)
- For best performance, use Chrome, Safari or Firefox.
- Click on the 'Login' button on the Frontiers homepage. It will open a modal window where you should enter the email you used when you registered, then click 'Login'.






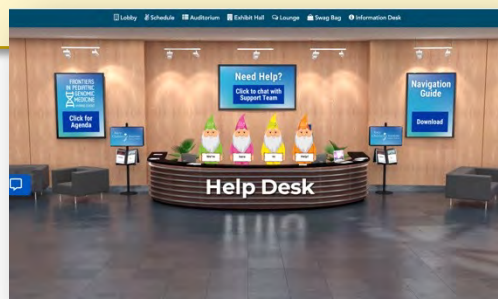
Main Lobby

- Once you log in, you will enter the virtual lobby where you can click on the signs to enter the Auditorium, Exhibit Hall, and Networking Lounge.

You can also click on the top navigation tabs or the various floor signs and banners to access information about exhibitors and conference resources.



Visit the **Info Desk** if you have technical questions. Technical reps will be available online to help you. You can also email us at Frontiers23@getvfairs.io and we will be happy to assist you.





Auditorium

- To access the live event, simply click on the 'Auditorium' tab in the top navigation bar.
- Once inside the auditorium, you can attend the live sessions by clicking on the virtual auditorium screen. This will display the list of all the live sessions.

Please note that the play button will appear next to each live session listed only at the time when the session goes live. Click on the play button and you will be directed to the live session.

The screenshot shows the website's top navigation bar with the 'Auditorium' tab highlighted in a yellow box. Below the navigation bar is a virtual auditorium scene with a large screen displaying the conference logo and a 'Click to Join Meeting' button. The screen also shows social media handles: @RadyGenomics, #GenomicFrontiers23, and #RapidPrecisionMedicine. In the foreground, a list of live sessions for April 19th is displayed. Each session includes a title, speaker information, and a duration. A 'Join' button is visible next to each session, indicating it is live.

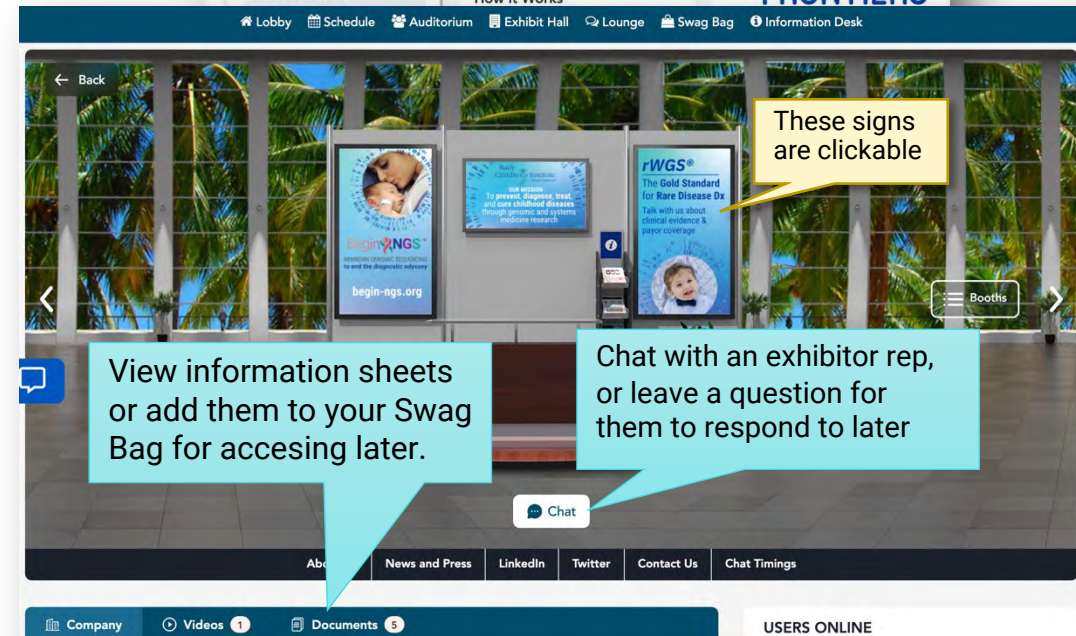
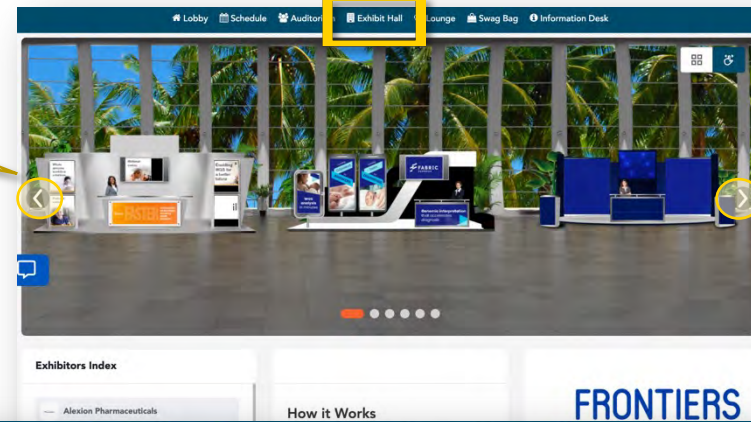
Day 1	Day 2
A 'Join' button will appear once the session goes live.	
Search webinar	
APRIL 19 TH	
MORNING FOCUS: rapid Whole Genome Sequencing™	
Registration/Exhibit Hall/Breakfast	
Welcome	
Stephen Kingsmore Rady Childrens Institute for Genomic Medicine	April 19, 2023 09:00 (PDT) 6 days, 14 hours, 59 minutes
Genomic Medicine for Ill Neonates and Infants (GEMINI Study)	April 19, 2023 09:15 (PDT) 6 days, 15 hours, 14 minutes
Kristen Wigby University of California, San Diego	
Streamlining Clinical Genetic Testing: The Promise of Long-Read Sequencing	April 19, 2023 09:45 (PDT) 6 days, 15 hours, 44 minutes
Danny Miller University of Washington	
BREAK – Exhibit Hall Open	



Exhibit Hall

- The Exhibit Hall is open all day throughout the conference.
- Get to the Exhibit Hall via the top navigation bar or the sign in the lobby.
- Clicking on the booth image will take you inside the booth, where you can leave questions via the Chat button, view videos, view electronic documents or add them to your swag bag to email to yourself or a colleague later, and find links to web resources.

Be sure to use the arrow buttons on either side of the main hall to see all of the booths.

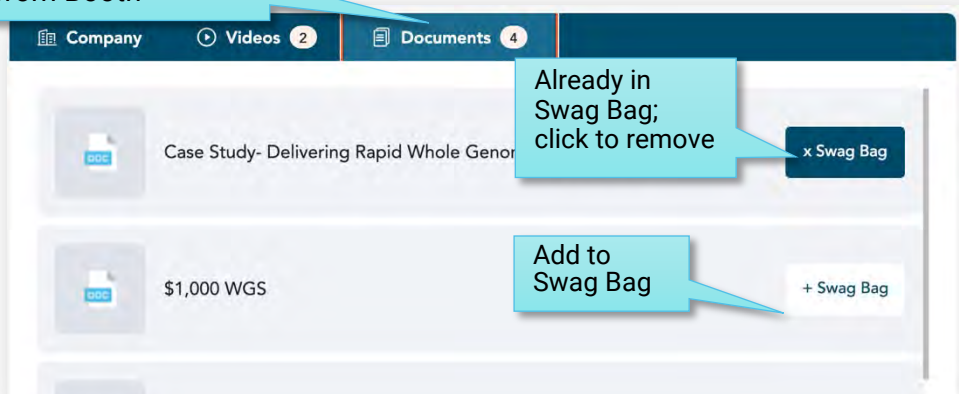




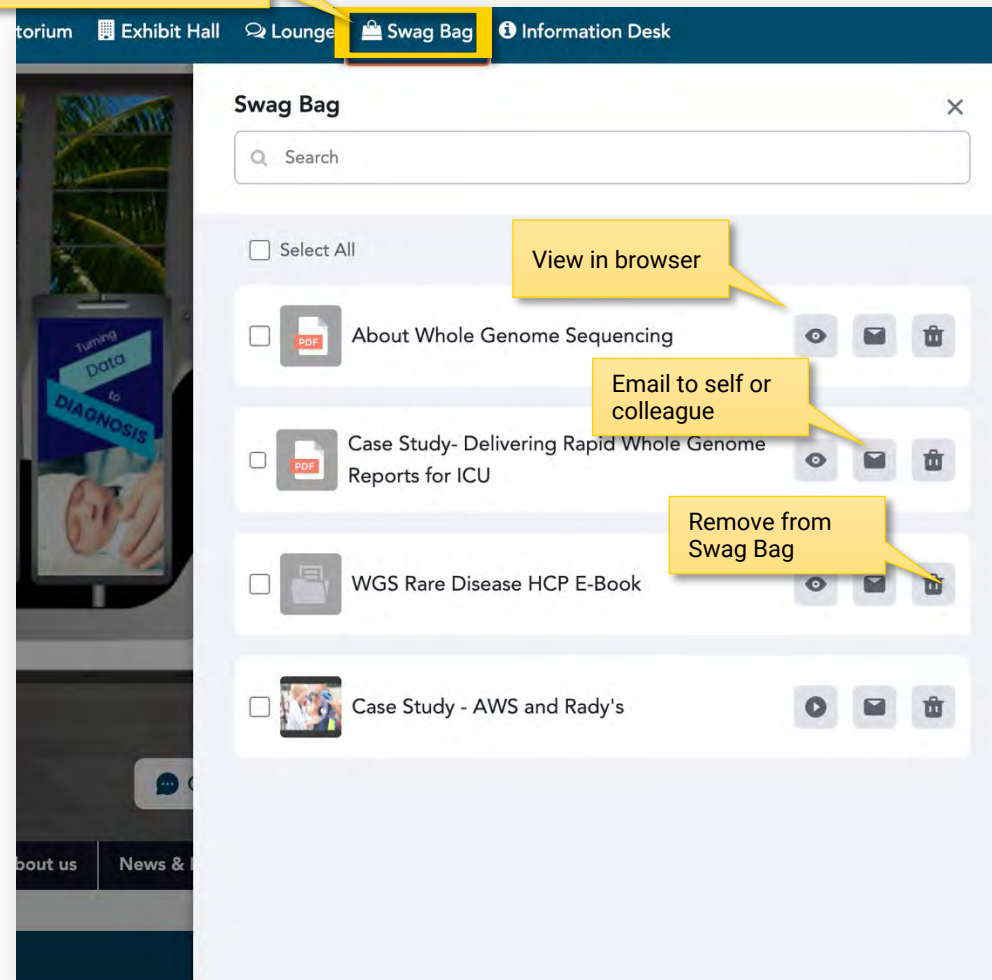
Swag Bag

- The Swag Bag is your virtual briefcase. As you go through the event, you can add documents to your personal Swag Bag for future viewing up to 60 days after the event date.
- Documents in your Swag Bag can also be emailed. While in your Swag Bag, simply click on the email icon. You will be mailed a link where the files can be downloaded.

Adding Documents from Booth



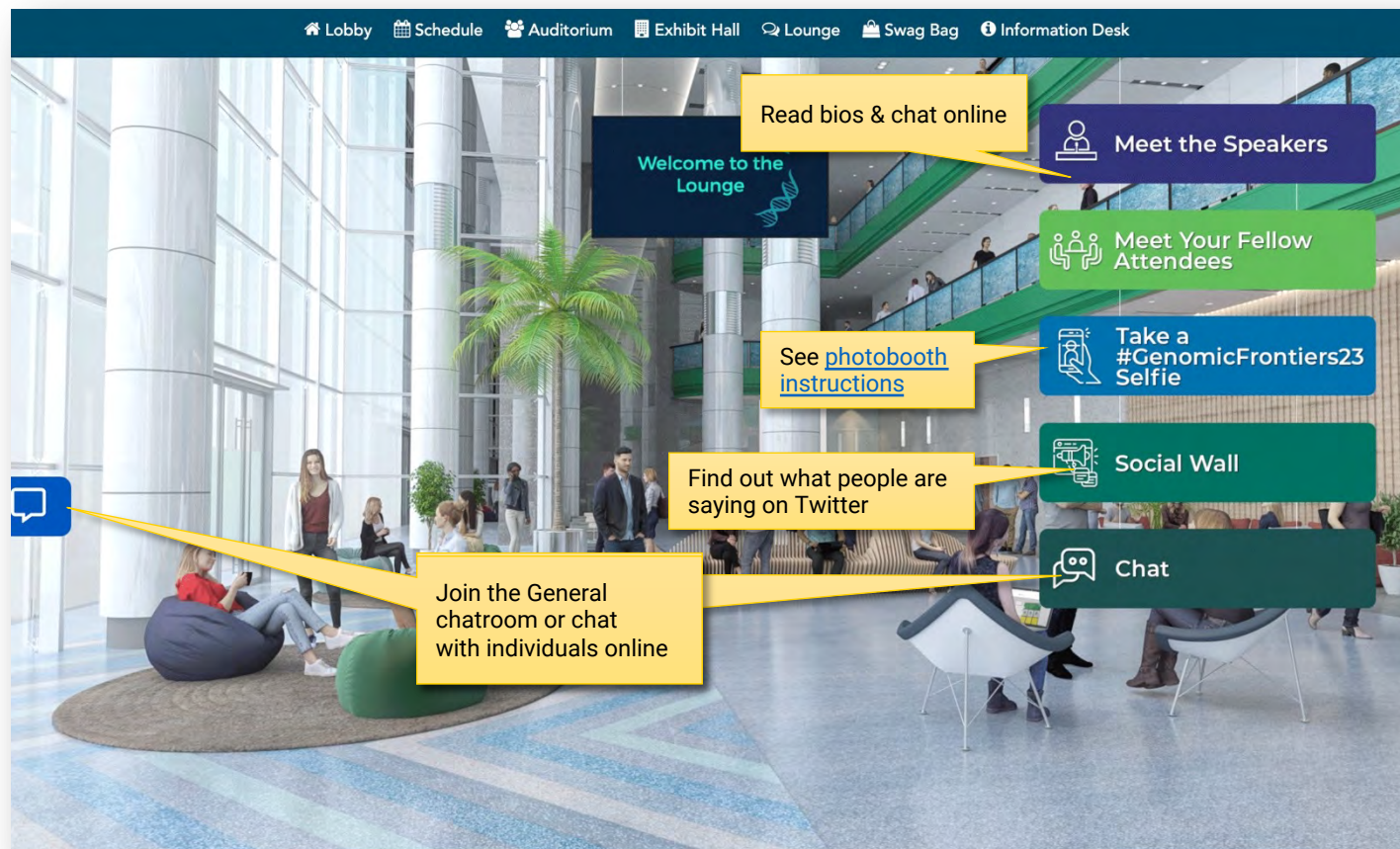
To access your Swag Bag, click "Swag Bag" in the top navigation bar.





Networking Lounge

- The Networking Lounge is your gateway to connect with fellow conference attendees and speakers.



+ Chat

Join the General Chat or a Booth chat room

Find out who else is online for live chatting

Expand to fill page

Minimize chat window

Chat

Messages People

Join chatrooms

Active Messages

List of All Chatrooms

Select to join Chatrooms

Search...

☒ Alexion Pharmaceuticals
 ☒ Fabric Genomics
 ☒ General Chat
 ☒ Illumina
 ☒ March of Dimes
 ☒ Rady Children's Hospital-San Diego
 ☒ Rady Children's Institute for Genomic Medicine
 ☒ Takeda
 ☒ TileDB
 ☒ vFairs Tech Support

Save

Chat

Messages People

General Chat

Join chatrooms

See Old Messages

Frontiers App April 13, 4:07 pm

Hello hello everybody... Feel free to share your thoughts on the conference sessions here!

Frontiers Team Attendee

General Chat

Your other ongoing private conversations show here

Add your message here to share publicly in the General Chat room

Notifications Settings

Enter Message

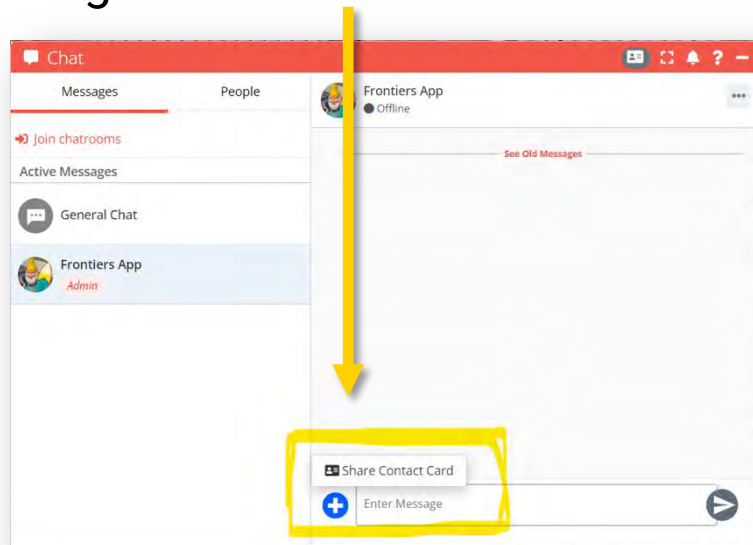




Add Your Photo & Update Your Profile

Make it easier for people to find and connect with you by adding your profile picture and filling out your profile

- Add a profile picture (try using the Selfie Photo Booth)
- Add your contact and company information, including your LinkedIn and Twitter profiles.
- You can share your contact card while chatting with someone online.



Click on your name in the upper right corner to update your profile.

